
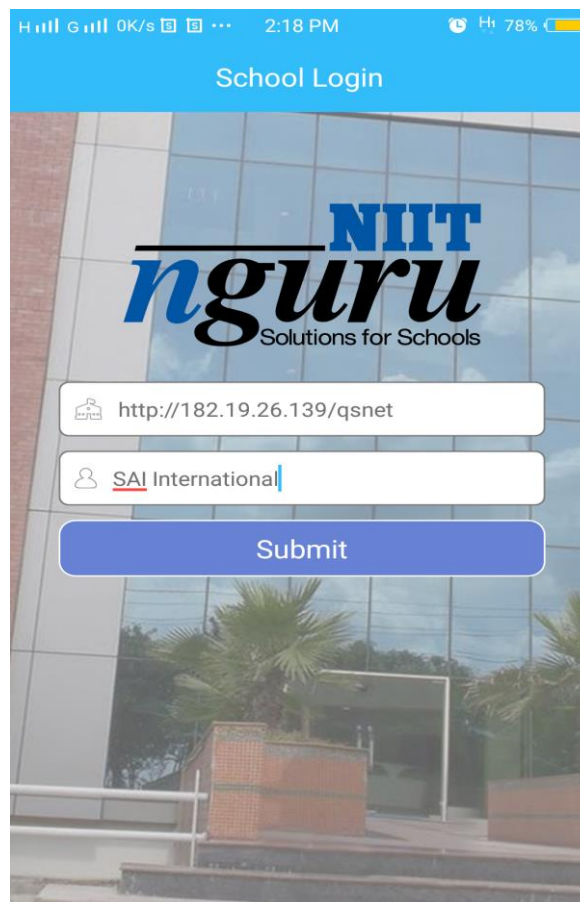


HOW TO USE SCHOOL ANDROID APP


Step 01 - For Android School App please visit Android Playstore and download QuickSchool Parent.



Step 02 - Add School by using link- <http://182.19.26.139/qsnet>



Step 03 - Enter User ID and Password as per QuickSchool (This is the same password which is used for Parent and Online Fees portal)



Step 04 - From School App, Parents can access information such as Student Profile, Attendance, Circulars, Assignments, Fees, Transport, Examination and Calendar of events.

